


Decoupled Drupal: Are We There Yet?

Drupalcamp NJ 2025

#

Simon MORVAN





Bonjour! 🖐️

Simon Morvan

Director of technology @  evolvingweb


<https://www.drupal.org/u/garphy>

- 15+ years in Drupal
- Backend Architecture, DevOps
- Decoupled Drupal specialist
- Speaks Linux & Docker fluently



We help our clients
bring their digital
experience to life







~~decoupled~~
~~headless~~
~~decoupled~~
~~headless~~

The decoupled architecture landscape

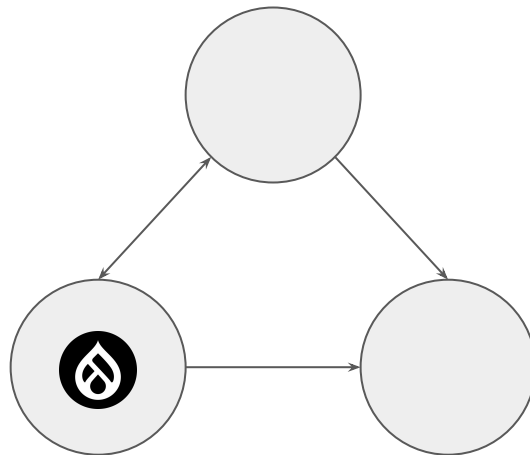
Focusing on the architecture

What is decoupled

- Multiple components
- Distributed systems
- Service oriented architecture
- Microservices
- ...



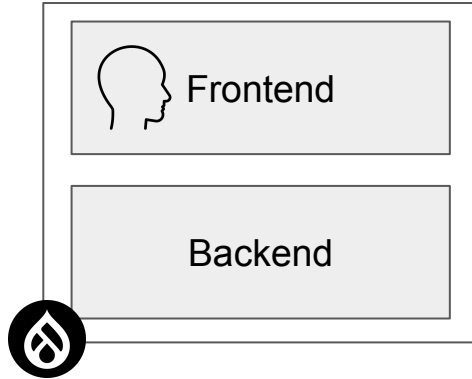
Monolith



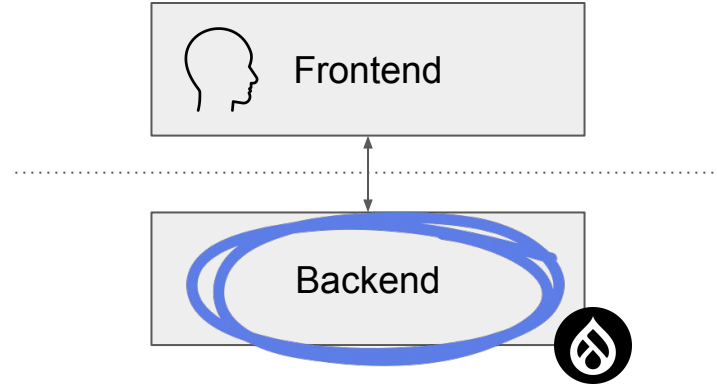
Decoupled

Focusing on the backend

What is headless




Monolith



Decoupled


A decoupled
solution
with
a headless CMS

How does it work ?





A typical website

How Drupal typically works




Browser
(displays a page)




Server

An application model

How Decoupled Drupal works



Browser
(runs an app)



Server

A decoupled solution

What is ~~headless~~ decoupled Drupal



A Drupal backend to do backend stuff

- Content modeling
- CMS features
- Storage (data, media, ...)




A separate web stack to do frontend stuff

- Fetch the data
- Present the data
- Stateless

An API in between

Looks interesting but...
is it worth it ?



Push the limits

- Advanced UX, interactions and animations
- Better performance, Increased security
- Multiple channels, sharing content
- Reinforce your content governance
- Leverage existing teams, skillset and components
- Long term backend investment



<https://whatpwacando.today/>



Installation

Using the `beforeinstallprompt` event, a native dialog can be displayed to install a web app.



Shortcuts

Shortcuts provide quick access to pages in your app from the app icon.



Media capture

Media capture allows web apps to use the camera and microphone of a device.



Authentication

Web Authentication API (WebAuthn) enables passwordless authentication through your device's fingerprint reader or an external USB Security Key.



Contact picker

The Contact Picker API allows web apps to select the user's contacts after permission has been granted.



Face detection

The Shape Detection API detects faces in images.



Audio

The Media Session API allows web apps to display controls for media playback on a device's lock screen.



Element Capture

Element Capture enables screen capturing web apps to record specific HTML elements.



Storage API

The Storage API enables web apps to persist structured data in the user's browser.



AR/VR

Augmented reality enables web apps to place virtual objects in reality.



Orientation

The `DeviceOrientationEvent` gives information about the physical orientation of the user's device.



Speech synthesis

Speech synthesis provides text-to-speech and allows



Offline support

The Service Worker enables web apps to work offline.



View Transitions

The View Transitions API enables app-like transitions between pages.



Picture-in-picture

The Document Picture-in-Picture API makes it possible to open an always-on-top window that can be populated with arbitrary HTML content.



Protocol Handling

Protocol handling enables web apps to register their ability to open links with particular URL schemes.



Web share

The Web Share API invokes the native share mechanism of the device and allows users to share text, URLs or files.



Vibration

The Vibration API enables web apps to make a mobile device vibrate.



Audio Session API

The Audio Session API configures how audio from web apps should mix with audio from native apps.



Background Sync API

The Background Sync API enables web apps to defer tasks when it's offline so they can be run when the network connection is restored.



Bluetooth

The Web Bluetooth API enables web apps to connect to Bluetooth Low Energy (BLE) devices and read values from or write values to it.



Payment

The Payment Request API provides a browser-based method to enable users to make payments on the web, using a credit card, Apple Pay or Google Pay.



Motion

The `DeviceMotionEvent` gives information about the speed of changes for the position and orientation of the user's device.



Speech recognition

Speech recognition is part of the Web Speech API and



Notifications

The Notifications API enables web apps to display notifications, even when the app is not active.



Geolocation

The Geolocation API enables users to share their location with web apps.



File System

Access to the file system of the user's device.



File Handling API

The File Handling API enables web apps to register as file handlers with the operating system.



Barcode detection

The Barcode Detection API detects barcodes and QR-codes in images.



Audio recording

Record audio using `MediaRecorder` and visualize audio using `Web Audio API`.



Screen Capturing

`Capture Handle` and `Captured Surface Control` enable screen capturing web apps to remotely control captured web apps.



Background Fetch API

The Background Fetch API enables web apps to download large files in the background even when the app is running.



NFC

The Web NFC API enables web apps to read and write to NFC tags.



Wake lock

The Screen Wake Lock API enables web apps to prevent devices from dimming or locking the screen when the app needs to keep running.



Network info

The `NetworkInformation` API provides information about the connection of a device, allowing web apps to adapt functionality based on network quality.



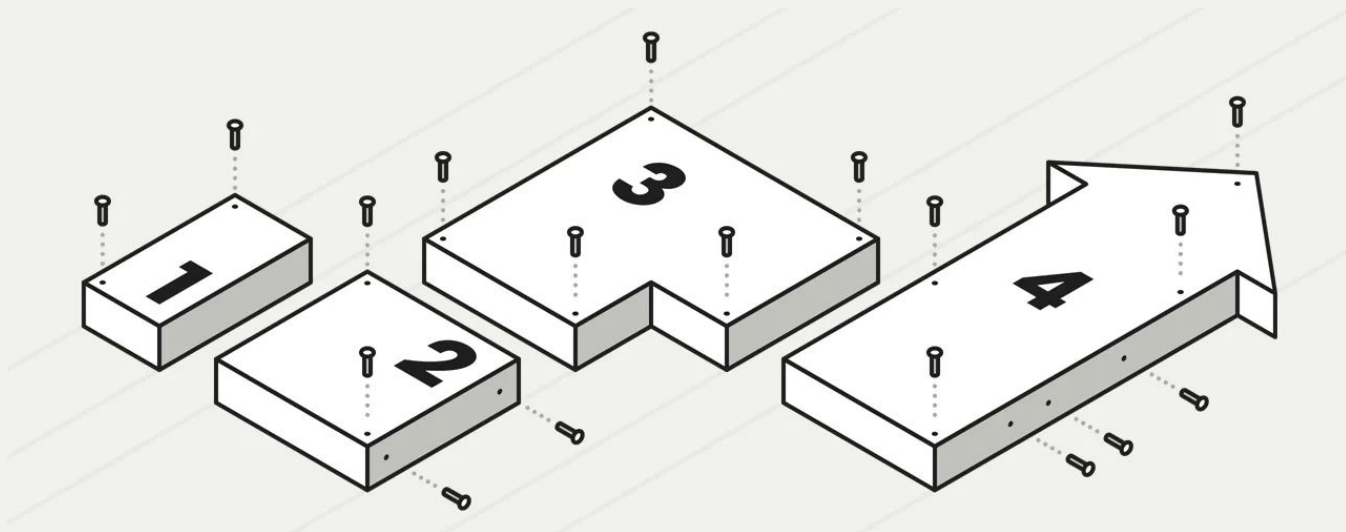
Multi touch

Touch events enable web apps to capture complex touch

Assembling all the pieces

Architecture decisions

- Structure the content
- Connect backend and frontend
- Build the application
- Deploy!



Assembling all the pieces

Content architecture

- Think semantically, not visually
- No WYSIWYG in most cases
but supports preview of draft revisions
- A Paragraphs-based structure is usually preferred
- Layout Builder is possible

Assembling all the pieces

JSON:API vs GraphQL

Mostly equivalent in terms of features.

- Listing entities
- Fetching specific entities
- Retrieve complex content (multiple entities)
- Invoke business logic

Can be complementary.

JSON:API is part of Drupal Core since Drupal 8.

Assembling all the pieces

Deployment models

- **Single Page Application (SPA)**

The “classic” dynamic deployment model of the code.

- **Static Site Generation (SSG)**

Pre-render (extract) content from the CMS

Code change and content change

Assembling all the pieces

Pick a frontend stack



A decoupled solution


Selecting next.js

- Popularity of React
- plus a backend layer
- **Great integration support with Drupal**
- Supports Static site generation

<https://next-drupal.org/learn/quick-start>
<https://www.drupal.org/project/next>



Some examples



[International At a Glance](#)[Funding for International Activities](#)[Global Support Resources](#)[News](#)[About Us](#)[My Global Arc](#)[Logout](#)

My Global Arc

Hi Anne,

[Search and add programs >](#)

This is your personal international trajectory. You can add or remove components, change their order and add notes to the different phases. Share your global path with your adviser once you feel it looks like a future plan!

Move to... ▾

Study Abroad

Yonsei University

Move to... ▾

Internship

IIP-Mekong Economics

Move to... ▾

Internship

IIP-MiFinanzas (MiCheque)

[Expand All](#) [Collapse All](#)[Down](#) [Up](#)

PRINCETON INTERNATIONAL


✓ Add international programs to your Global Arc

✓ Move them from the "to be planned" section at the bottom

BRIDGE YEAR

FRESHMAN YEAR

add note



ENGLOBE CORP

Horticultural Eco-Products, Compost and Topsoils



Our full range of eco-products reflects our team's desire to transform the organic waste generated by our communities into compost as well as a variety of topsoils that use compost as a raw material.

An Eco-product - both ecofriendly and economical!
Compost adds nutrients to our soils and replaces some conventional fertilizers at a lower cost. It contains not only the nitrogen, phosphorus and potassium your plants need, but also other essential minerals like calcium, magnesium and copper.

Moved by the earth

We're proud to deliver expertise and innovation that enriches the soil, thus helping to keep our communities green and our producers thriving.



<https://www.englobecorp.com/>

Certified eco-products* drawing on our vast expertise

This national quality standard specifies the physical, chemical

Phase I, II, III Environmental Site Assessments



Site Remediation and Decommissioning



Contaminants and Waste Management



We're with you every step of the way.

Englobe's cutting-edge expertise in soils, materials and environmental engineering are at the very heart of our mission. In partnering with us, clients will see our passion for the environment, and our concern about building a sustainable legacy, come to life.



" The opportunity to work on projects like this, in amazing settings and with truly unique challenges, are why I joined Englobe. "

Brandon MacKay, Project Manager, Environment

More Insights



Article | JUN 2021

Be part of our restoration

> See all insights

interdisciplinary, open-ended approach is distinctive. It begins with the operational reality of each client to generate real, concrete progress toward climate resilience and carbon neutrality.

Related Sectors

TRANSPORTATION

ENERGY & RESOURCES

COMMUNITY INFRASTRUCTURE

COMMERCIAL, INDUSTRIAL & REAL ESTATE

Moved by the sustainability

At Englobe, we understand both the local and the global implications of greenhouse gas emissions. We have the knowledge and tools to make projects resilient and include diverse organizations along for the transition to more sustainable development.




Our Services ▾ How it Works Pulse FAQs + Help About Us ▾ Español

Pill

the birth
you.

load the App ▶





Planned Parenthood DIRECT


Our Services ▾ How it Works Pulse FAQs + Help About Us ▾ Español

Ring

Legally permitted

Request a prescription for the birth control pill to be mailed to you.

Download the App  Download the App 





Planned Parenthood DIRECT


Our Services ▾ How it Works Pulse

Birth Control

Legally permitted

Request a prescription for the birth control pill to be mailed to you.

Download the App  Download the App 



Our Services ▾ How it Works Pulse FAQs + Help About Us ▾ Español

Emergency Contraception

the birth
you.

load the App ▶





Planned Parenthood DIRECT


Our Services ▾ How it Works Pulse FAQs + Help About Us ▾ Español

Patch

Legally permitted

Request a prescription for the birth control patch to be mailed to you.

Download the App  Download the App 





Planned Parenthood DIRECT


Our Services ▾ How it Works Pulse

UTI Treatment

Legally permitted

Request a prescription for the birth control pill to be mailed to you.


Download the App  Download the App 



PLANNED PARENTHOOD DIRECT

<https://plannedparenthooddirect.org/>

Implementation details



Decoupled architecture grocery list

We need to

- Implement the content model
- Provide an administrative UI to manage the content
- Render component-based content
- Render navigation menus
- Render the right content based on the path
- Generate the static artifact
- Support a moderation workflow
- Support content translation

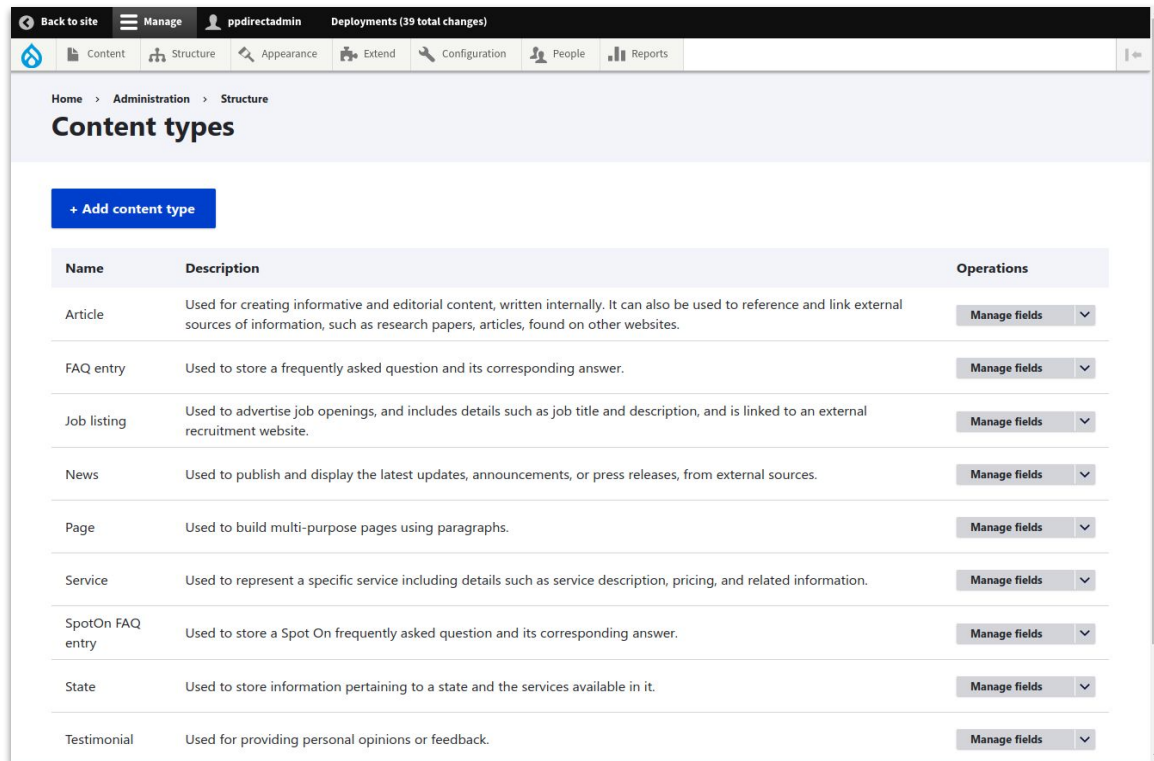
Decoupled architecture grocery list

We need to

- ~~Implement the content model~~
- ~~Provide an administrative UI to manage the content~~
- Render component-based content
- Render navigation menus
- Render the right content based on the path
- Generate the static artifact
- ~~Support a moderation workflow~~
- ~~Support content translation~~

Content types modeling

Drupal standard approach.



The screenshot shows the Drupal administration interface for content types. At the top, there's a navigation bar with links like 'Back to site', 'Manage', and 'Deployments (39 total changes)'. Below this is a secondary navigation bar with icons for 'Content', 'Structure', 'Appearance', 'Extend', 'Configuration', 'People', and 'Reports'. The main breadcrumb trail is 'Home > Administration > Structure', followed by the title 'Content types'. A blue button labeled '+ Add content type' is positioned above a table. The table lists various content types with their descriptions and a 'Manage fields' link for each.

Name	Description	Operations
Article	Used for creating informative and editorial content, written internally. It can also be used to reference and link external sources of information, such as research papers, articles, found on other websites.	Manage fields
FAQ entry	Used to store a frequently asked question and its corresponding answer.	Manage fields
Job listing	Used to advertise job openings, and includes details such as job title and description, and is linked to an external recruitment website.	Manage fields
News	Used to publish and display the latest updates, announcements, or press releases, from external sources.	Manage fields
Page	Used to build multi-purpose pages using paragraphs.	Manage fields
Service	Used to represent a specific service including details such as service description, pricing, and related information.	Manage fields
SpotOn FAQ entry	Used to store a Spot On frequently asked question and its corresponding answer.	Manage fields
State	Used to store information pertaining to a state and the services available in it.	Manage fields
Testimonial	Used for providing personal opinions or feedback.	Manage fields



Content types modeling

Drupal standard approach + React standard approach.

Drupal config

```
Y node.type.article.yml
Y node.type.faq_entry.yml
Y node.type.job_listing.yml
Y node.type.news.yml
Y node.type.page.yml
Y node.type.review.yml
Y node.type.service.yml
Y node.type.state.yml
```

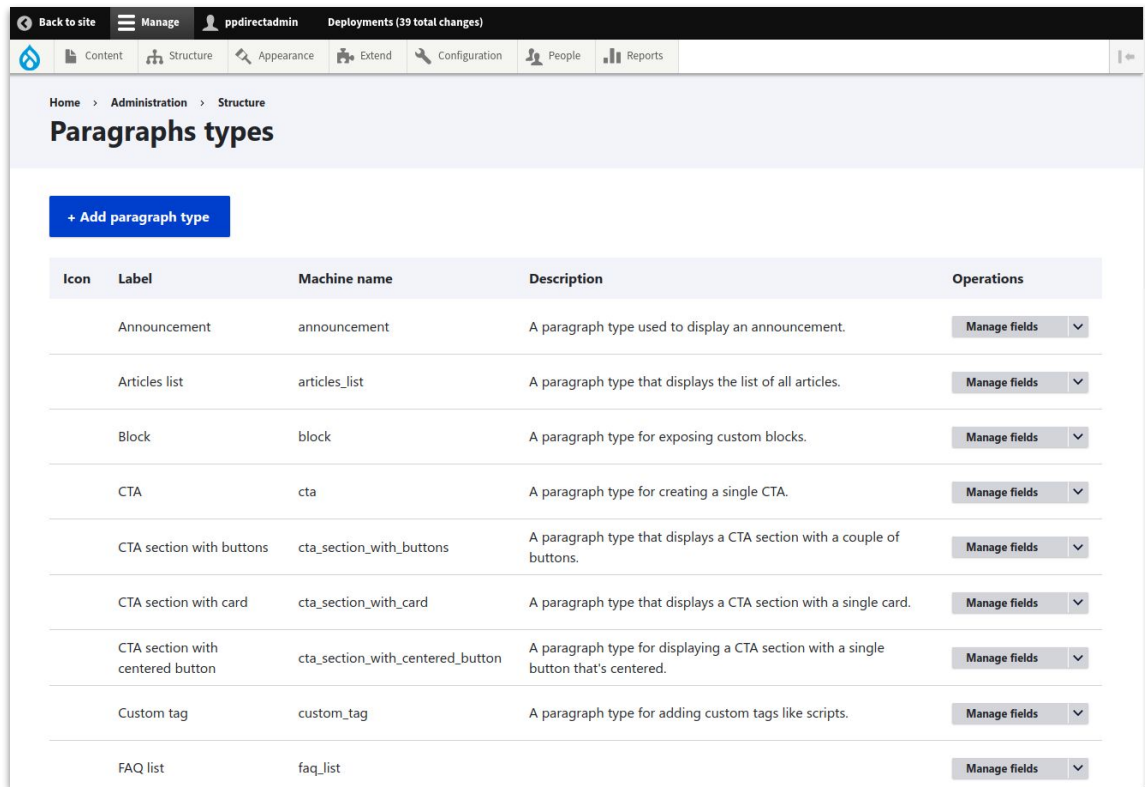
React components

```
⚙ node--article.tsx
⚙ node--article--card.tsx
⚙ node--article--featured.tsx
⚙ node--faq_entry.tsx
⚙ node--job_listing--card.tsx
⚙ node--news--card.tsx
⚙ node--page.tsx
⚙ node--service.tsx
⚙ node--service--card.tsx
⚙ node--state.tsx
```

Implementation

Paragraph based page building

Drupal standard approach.



The screenshot shows the Drupal 8 administration interface for managing Paragraph types. The breadcrumb trail is Home > Administration > Structure. The page title is "Paragraphs types". A blue button labeled "+ Add paragraph type" is at the top left. Below it is a table listing existing paragraph types. Each row includes an icon, a label, a machine name, a description, and a "Manage fields" button with a dropdown arrow.

Icon	Label	Machine name	Description	Operations
	Announcement	announcement	A paragraph type used to display an announcement.	Manage fields ▾
	Articles list	articles_list	A paragraph type that displays the list of all articles.	Manage fields ▾
	Block	block	A paragraph type for exposing custom blocks.	Manage fields ▾
	CTA	cta	A paragraph type for creating a single CTA.	Manage fields ▾
	CTA section with buttons	cta_section_with_buttons	A paragraph type that displays a CTA section with a couple of buttons.	Manage fields ▾
	CTA section with card	cta_section_with_card	A paragraph type that displays a CTA section with a single card.	Manage fields ▾
	CTA section with centered button	cta_section_with_centered_button	A paragraph type for displaying a CTA section with a single button that's centered.	Manage fields ▾
	Custom tag	custom_tag	A paragraph type for adding custom tags like scripts.	Manage fields ▾
	FAQ list	faq_list		Manage fields ▾



Paragraph based page building

Drupal standard approach. React standard approach.

Drupal config

```
Y paragraphs.paragraphs_type.announcement.yml
Y paragraphs.paragraphs_type.app_hero_banner.yml
Y paragraphs.paragraphs_type.articles_list.yml
Y paragraphs.paragraphs_type.block.yml
Y paragraphs.paragraphs_type.cta.yml
Y paragraphs.paragraphs_type.cta_section_with_buttons.yml
Y paragraphs.paragraphs_type.cta_section_with_card.yml
Y paragraphs.paragraphs_type.cta_section_with_centered_button.yml
Y paragraphs.paragraphs_type.custom_tag.yml
Y paragraphs.paragraphs_type.faq_list.yml
Y paragraphs.paragraphs_type.faq_topic.yml
Y paragraphs.paragraphs_type.featured_article.yml
Y paragraphs.paragraphs_type.hero_banner_compact.yml
Y paragraphs.paragraphs_type.hero_banner_generic.yml
Y paragraphs.paragraphs_type.hero_banner_simple.yml
Y paragraphs.paragraphs_type.job_listing.yml
Y paragraphs.paragraphs_type.news_list.yml
Y paragraphs.paragraphs_type.newsletter_subscription_form.yml
Y paragraphs.paragraphs_type.related_articles.yml
```

React components

```
⚙ paragraph--announcement.tsx
⚙ paragraph--app-hero-banner.tsx
⚙ paragraph--articles_list.tsx
⚙ paragraph--block.tsx
⚙ paragraph--cta.tsx
⚙ paragraph--cta-section-with-buttons.tsx
⚙ paragraph--cta-section-with-card.tsx
⚙ paragraph--cta-section-with-centered-button.tsx
⚙ paragraph--custom_tag.tsx
⚙ paragraph--faq_list.tsx
⚙ paragraph--faq_topic.tsx
⚙ paragraph--featured_article.tsx
⚙ paragraph--hero-banner-generic.tsx
⚙ paragraph--hero_banner_compact.tsx
⚙ paragraph--hero_banner_simple.tsx
⚙ paragraph--job_listing.tsx
⚙ paragraph--news_list.tsx
⚙ paragraph--newsletter-subscription-form.tsx
```



Resolving the target path

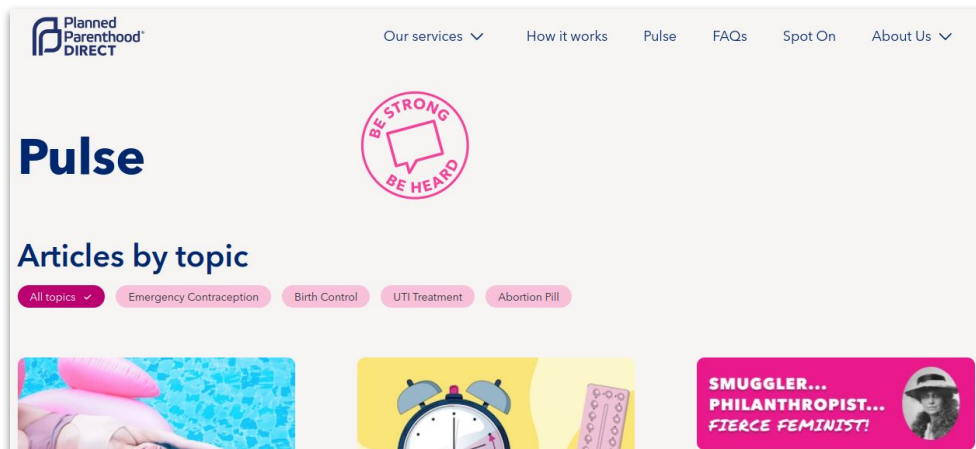
`https://www.plannedparenthooddirect.org/pulse`



`/node/43`



`GET /jsonapi/node/page/a4579fef-0df0-4205-89a1-daa4e5bfefc8`





Resolving the target path

/router/translate-path?path=/pulse

drupal/decoupled_router contrib module
https://www.drupal.org/project/decoupled_router

```
{
  "resolved": "https:\\\\live-ppd-api.pantheonsite.io\\pulse",
  "isHomePath": false,
  "entity": {
    "canonical": "https:\\\\live-ppd-api.pantheonsite.io\\pulse",
    "type": "node",
    "bundle": "page",
    "id": "43",
    "uuid": "a4579fef-0df0-4205-89a1-daa4e5bfefc8",
    "langcode": "en",
    "path": "\\pulse"
  },
  "label": "Pulse",
  "jsonapi": {
    "individual": "https:\\\\live-ppd-api.pantheonsite.io\\jsonapi\\node\\page\\a4579fef-0df0-4205-89a1-daa4e5bfefc8",
    "resourceName": "node--page",
    "pathPrefix": "jsonapi",
    "basePath": "\\jsonapi",
    "entryPoint": "https:\\\\live-ppd-api.pantheonsite.io\\jsonapi"
  },
  "meta": {
    "deprecated": {
      "jsonapi.pathPrefix": "This property has been deprecated and will be removed in the next version"
    }
  }
}
```


Page building

Show row weights

Paragraphs*

Edit all

Hero banner (Com... Pulse, BeStrong_beheard.svg)

Edit

Featured article

Edit

Articles list

Edit

Block Become a Tester

Edit

Block Newsletter

Edit

Add Paragraph

to Paragraphs

Our services

How it works

Pulse

FAQs

Sign Up

About Us

Pulse

Articles by topic


ARTICLES

UPDATES

VIDEOS

TOOLBOX

ABOUT




JUN 05, 2024

Summer Self-Care Guide: Surviving UTIs is Not Weather

Summer is a fun season, but it's also the time when you're more likely to get a urinary tract infection (UTI). Here's how to stay healthy and avoid the discomfort of a UTI.

READ ARTICLE




MAY 20, 2024

Navigating Time Zones and Birth Control for Your Summer Travels

If you're going on a vacation, it's important to know how to manage your birth control when you're traveling. Here's what you need to know.

READ ARTICLE




MAY 15, 2024

What to Do if You Miss a Birth Control Pill

Missing a birth control pill can be a stressful experience. Here's what you should do if you miss a pill and how to prevent it from happening again.

READ ARTICLE




MAY 15, 2024

Celebrate Women's Health Week

Women's health is more than just a week-long celebration. It's a commitment to understanding the unique needs of women and ensuring they have access to the care they need.

READ ARTICLE




MAY 15, 2024

Celebrate SexEdForAll Month with Planned Parenthood Direct!

Planned Parenthood Direct is a free, confidential, and accessible online service that provides sexual health information and resources to people of all ages.

READ ARTICLE




MAY 15, 2024

How to Talk to Your Partner About Safer Sex

Talking about safer sex can be a challenging conversation, but it's one that's worth having. Here's how to start the conversation and make it a positive experience.

READ ARTICLE




MAY 15, 2024

Is Birth Control Delivery Legit?

Birth control delivery is a convenient way to get your birth control, but is it really legit? Here's what you need to know.

READ ARTICLE




MAY 15, 2024

April is STI Awareness Month

April is the perfect time to raise awareness about sexually transmitted infections (STIs). Here's how you can get involved and help reduce the stigma.

READ ARTICLE




APR 15, 2024

What Is Consent?

Consent is a key part of any healthy relationship. Here's what it means and how to make sure you and your partner are on the same page.

READ ARTICLE




APR 15, 2024

4 Reasons for Recurring UTIs

If you've had a urinary tract infection (UTI) more than once, you're not alone. Here are four common reasons why it might happen again.

READ ARTICLE




APR 15, 2024

Did You Know? Birth Control & Antibiotics

Combining birth control with antibiotics can affect their effectiveness. Here's what you need to know to stay protected.

READ ARTICLE



APR 15, 2024

8 Reasons for Recurring UTIs

UTIs can be frustrating and uncomfortable. Here are eight common causes and how you can prevent them from happening again.

READ ARTICLE

1 2 3 4 5 NEXT

Become a Tester

We occasionally reach out to users for surveys and test new features before they are released. Be part of our innovation.

Sign up

Newsletter

Sign up for our monthly newsletter to read about sexual health topics and learn more about our services.

Sign up now!



Page building with next.js

```
'node--article': NodeArticle,  
'node--article--featured': NodeArticleFeatured,  
'node--faq_entry': NodeFaqEntry,  
'node--job_listing--card': NodeJobListingCard,  
'node--news--card': NodeNewsCard,  
'node--page': NodePage,  
'node--service': NodeService,  
'node--service--card': NodeServiceCard,  
'node--state': NodeState,  
'paragraph--announcement': ParagraphAnnouncement,  
'paragraph--app_hero_banner': ParagraphAppHeroBanner,  
'paragraph--articles_list': ParagraphArticlesList,  
'paragraph--block': ParagraphBlock,  
'paragraph--cta': ParagraphCta,  
'paragraph--cta_section_with_buttons': ParagraphCtaSectionWithButtons,  
'paragraph--cta_section_with_card': ParagraphCtaSectionWithCard,  
'paragraph--cta_section_with_centered_button': ParagraphCtaSectionWithCenteredButton,  
'paragraph--custom_tag': ParagraphCustomTag,  
'paragraph--faq_list': ParagraphFaqList,  
'paragraph--faq_topic': ParagraphFaqTopic,  
'paragraph--featured_article': ParagraphFeaturedArticle
```

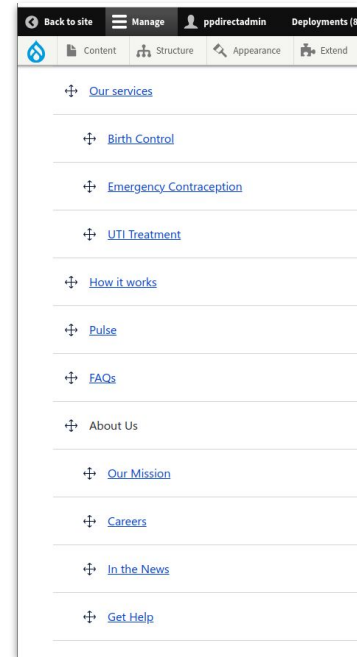
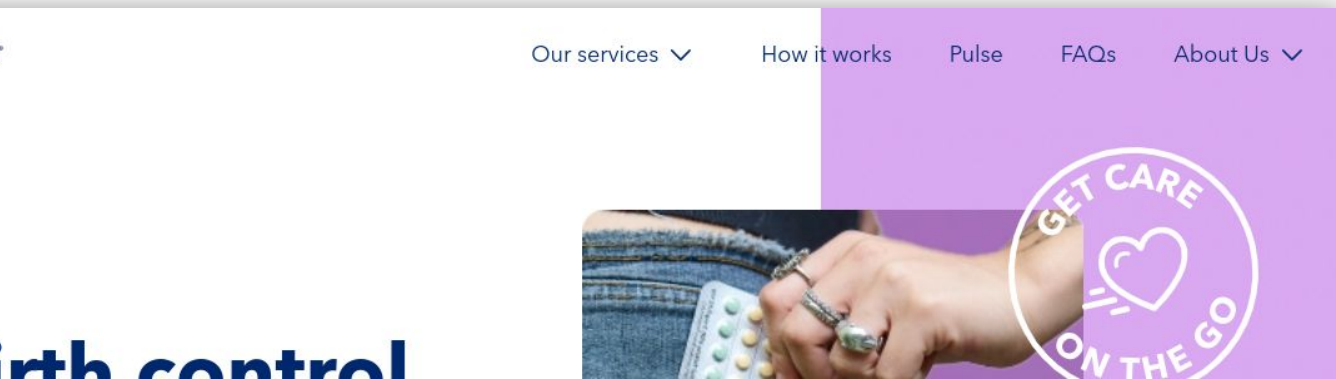
Instantiation



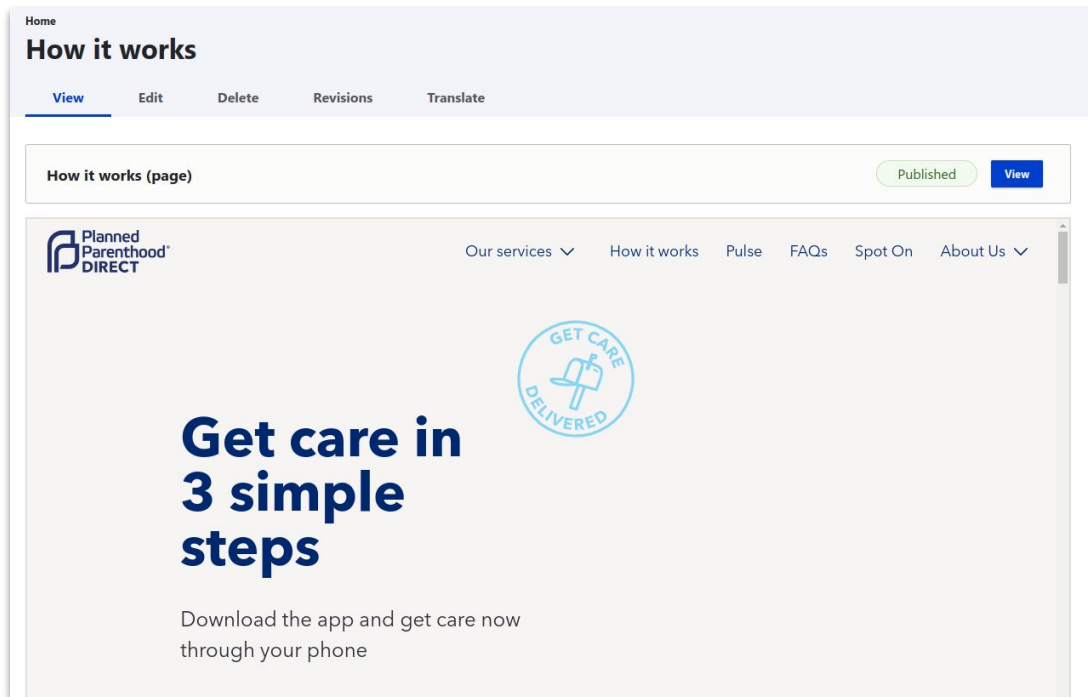
```
export default function NodePage({
  entity,
  ...props
}: DrupalPageEntity<NodePageEntity>) {
  const {
    field_paragraphs: paragraphs : any[] ,
  } = entity;
  return (
    <article>
      {
        _map(paragraphs, (paragraph) => (
          <section key={paragraph.id}>
            <Entity entity={paragraph} {...props} />
          </section>
        ))
      }
    </article>
  );
}
```

Retrieving menus

- Menus are managed in the CMS
- drupal/jsonapi_menu_items contrib module
- https://www.drupal.org/project/jsonapi_menu_items



Previewing from the Drupal UI


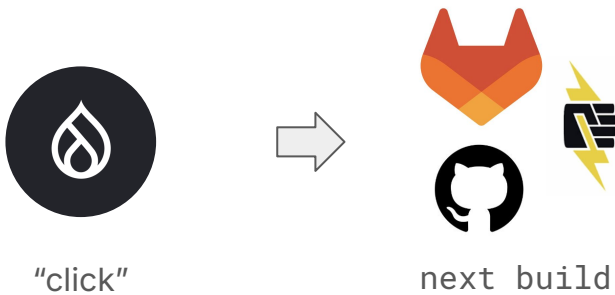


Implementation

Building for production

We have the content (Drupal backend) and the frontend code base

- Next.js build chain : `next build`
- CI/CD environment :
Gitlab, Github, an hosting provider integration, ...
- A way to trigger it : `drupal1/deploy_hooks`



Content changelog

deploy_hooks displays the list updated contents since the last deploy.

^ Changelog

This is a summary of the changes since the previous deployment to the  live environment:

Items changed since Fri, 10/06/2023 - 12:36 for  live

Deployment contents

[What is the abortion pill?](#)
[How does the abortion pill work?](#)
[What are the benefits of the abortion pill?](#)
[How well does the abortion pill work?](#)
[What are the risks of the abortion pill?](#)
[How will I feel after taking the abortion pill?](#)
[How will I know the abortion pill worked?](#)
[How much does the abortion pill cost?](#)
[Can I use my insurance for the abortion pill by mail?](#)
[How quickly will my abortion pill kit arrive?](#)
[Will my package say "Planned Parenthood" on it?](#)
[Will the package require a signature when it's delivered?](#)
[What if my package has not arrived?](#)
[Do I need an ultrasound to receive the abortion pill through Planned Parenthood Direct?](#)
[Can I buy the abortion pill to have it "just in case?"](#)
[Can I still use this service if abortion isn't legal in my state?](#)
[I can't afford this service. What are my options?](#)
[What are the risks of not having an ultrasound before using the abortion pill?](#)
[What can I do on the Planned Parenthood Direct app?](#)
[What will I be paying for?](#)
[How do I get my prescription?](#)
[What types of pills do you offer by mail?](#)
[Why was I unable to receive care through the app?](#)
[How soon can I get my prescription?](#)
[How to Store Your Birth Control Pills in the Summer](#)
[Common Questions](#)

Start a new deployment to the  live environment

Wrap-up

In a nutshell

Dependency on Drupal contribs

Major contribs used to build the Drupal backend

- drupal/build_hooks
- drupal/consumer_image_styles
- drupal/decoupled_router
- drupal/jsonapi_extras
- drupal/jsonapi_menu_items
- drupal/next

Drupal custom code (modules)

None.

To learn more

<https://next-drupal.org/learn/quick-start>

<https://www.drupal.org/project/next>

A secret...



the headless equation:

1 project = 2 projects

Another secret...



No need for custom modules

Drupal = No-code headless CMS!

So why Drupal ?

A wide range of CMS options



So what's next.js ?

Make it easier !

We have a no-code headless CMS...

...only after quite a lot of composer and drush black magic.

No-code for the Drupal coders

Decoupled Drupal needs to be :

- easier to discover on the headless CMS market
- easier to quick start

Quick Start

Introduction

Install Drupal

Apply Patches

Enable Modules

Configure Path Aliases

Create Next.js project

Create Content

Done



Get started

You can select pre-configured types of content now, or add them later.

Blog


Case Studies

Events

News

Person Profiles


Headless CMS

 Don't see what you're looking for? You can set up customized content later.

Next →

[Skip this step](#)

Thank you



Let's !

evolvingweb.com





Connect Learn Inspire

1-Day Digital Innovation Summit
Case Studies in Open-Source, AI & UX