

We'll do it live!

Enterprise content staging with Workspaces

Devin Zuczek
drupal.org/u/djdevin

Drupal Architect
Purple Innovation



Content staging: the before times

Client says “I want to see how these new images will look on these 42 pages.”

1. Login to the stage site
2. Oops, the stage site is out of date
3. Reauthor all the pages or....
4. Copy the production site to the stage site...



Fix your DevOps issue...

Summary

Jobs

- ✓ notify-teams-start
- ✓ set_env_variables
- ✓ push_awsprod_db_to_s3
- ✓ push_awsprod_files_to_s3
- ✗ **pull_prod_db_to_dev**
- ✗ pull_prod_files_to_dev
- ✓ drush-deploy
- ✓ notify-teams-end

Run details

- 🕒 Usage
- 📄 Workflow file

pull_prod_db_to_dev

failed last week in 51s

🔍 Search logs

🐞 Explain error



- > ✓ Install dependencies 0s
- > ✓ Configure AWS credentials 0s
- ▼ ✗ Pull prod db from s3 to DEV 47s
 - 1 [REDACTED]
 - 11 [REDACTED]
 - 12 Current task status: PROVISIONING
 - 13 Current task status: STOPPED
 - 14 Traceback (most recent call last):
 - 15 File "/home/runner/work/purple-drupal-devops/purple-drupal-devops/.github/workflows/runtask_v1.py", line 160, in <module>
 - 16 main()
 - 17 File "/home/runner/work/purple-drupal-devops/purple-drupal-devops/.github/workflows/runtask_v1.py", line 149, in main
 - 18 exit_code = check_task_status(session, args.cluster, task_arn)
 - 19 ~~~~~
 - 20 File "/home/runner/work/purple-drupal-devops/purple-drupal-devops/.github/workflows/runtask_v1.py", line 24, in check_task_status
 - 21 return task["containers"][0]["exitCode"]
 - 22 ~~~~~
 - 23 KeyError: 'exitCode'
 - 24 **Error:** Process completed with exit code 1.
- > ✓ Post Configure AWS credentials 0s
- > ✓ Post Checkout repository 0s

Fix your Config issue...

```
notice] Database updates start.  
[error] Content Browser requires the Masonry library. Download the newest release  
from  
https://github.com/desandro/masonry/releases and place it in /libraries
```

```
requirements check reports errors. Do you wish to continue? (yes/no) [yes]:
```

```
> [success] No pending updates.
```

```
[success] Config import start.
```

Collection	Config	Operation
	core.entity_view_display.commerce_product_variation.pillows.default	Update
	core.entity_form_display.commerce_product_variation.pillows.default	Update
	core.entity_view_display.node.product_display.two_column	Update
	core.entity_view_display.node.product_display.top_section_grid	Update
	core.entity_view_display.node.product_display.top_section	Update
	core.entity_view_display.node.product_display.thumbnail	Update
	core.entity_view_display.node.product_display.teaser	Update
	core.entity_view_display.node.product_display.recently_viewed	Update
	core.entity_view_display.node.product_display.overview_compact	Update
	core.entity_view_display.node.product_display.overview	Update
	core.entity_view_display.node.product_display.one_column	Update
	core.entity_view_display.node.product_display.menu_item	Update
	core.entity_view_display.node.product_display.layout_one	Update
	core.entity_view_display.node.product_display.full	Update
	core.entity_view_display.node.product_display.financing_card	Update
	core.entity_view_display.node.product_display.default	Update
	core.entity_view_display.node.product_display.content_browser	Update
	core.entity_view_display.node.product_display.comfort_card	Update
	core.entity_view_display.node.product_display.card	Update
	core.entity_view_display.node.product_display.callout	Update
	core.entity_view_display.node.product_display.blog_title	Update
	views.view.webform_submissions	Update
	editor.editor.webform default	Update

Field all the questions

“Uh, is the stage site down?”

“Did someone delete my page on stage?”

“We were running a demo on stage, can someone fix it?”

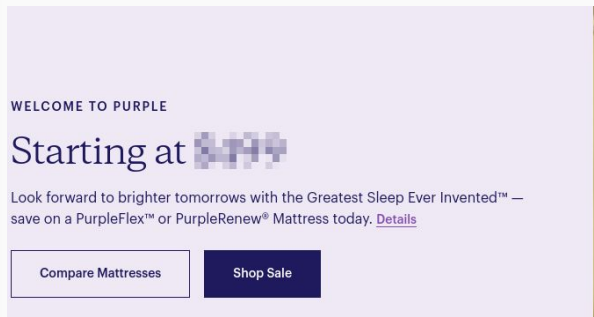
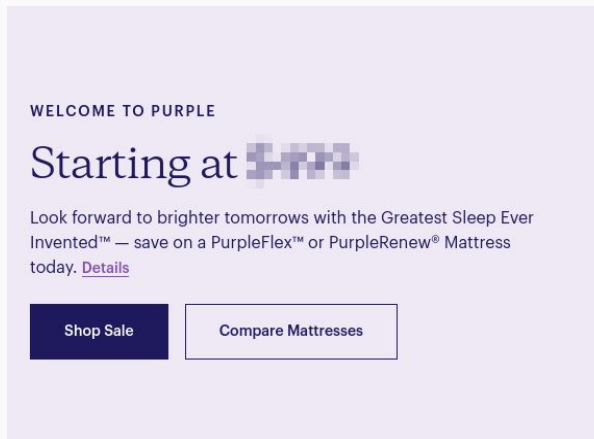
“Stage isn’t responding!”

“Is stage acting up?”



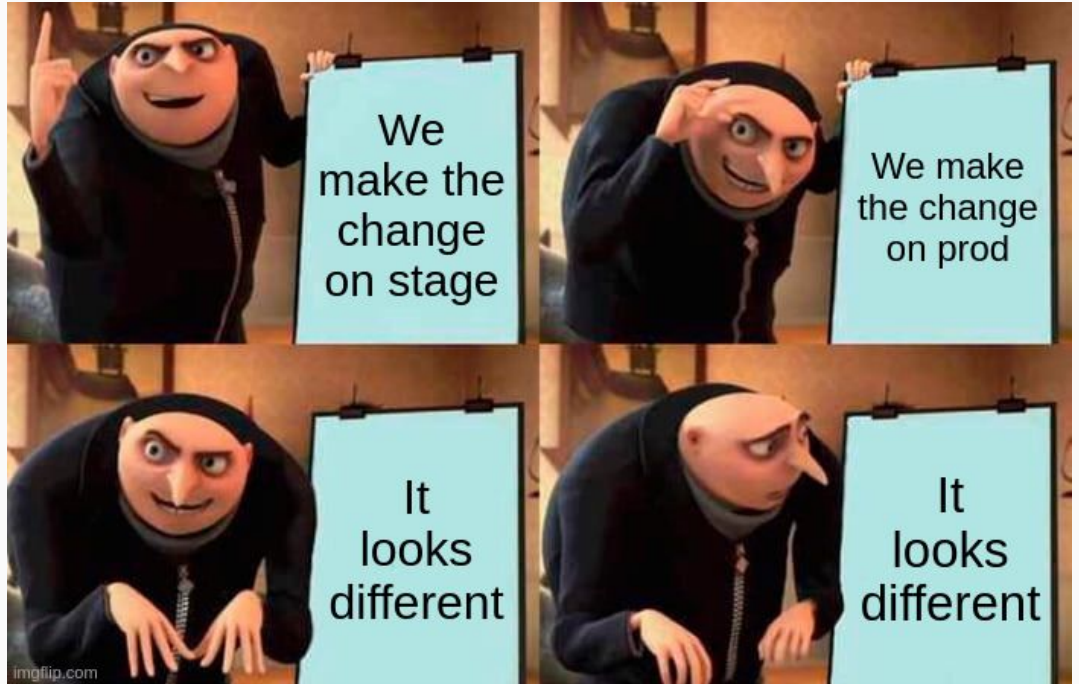
Finally...

1. Change on stage
2. See how pretty it looks
3. Get approval
4. Change on production
5. ...
6. See how different it looks



Big problems

- Can't experiment on prod
- Site builders doing work in 2+ places
- No way to share proposed changes
- Expensive environments



Enterprise Content Staging

Hard to describe

- Creation
- Governance

Current solution

- Content moderation (Drupal core)
 - New edits go to pending revisions
 - With Workflows (Core), can enforce governance
 - But, for a single item, bulk with Views
 - Need to setup moderation on every supported type
 - No full-site preview

Enter Workspaces

- Stable module since Drupal 10.3!
- Mimics a separate environment
- Potential to stage the entire site
- UI to manage Workspaces
- Stage anything revisionable
- Publish when ready



FUTURE!

First things first: Pending revisions

“Forward”, “Draft”, etc. -
having a revision of a
page that is not yet
published.

Content Moderation uses
this for staging changes.

Revision	Operations
28 Feb 2025 - 22:11 by admin	Set as current revision ▼
28 Feb 2025 - 22:10 by admin	Current revision
28 Feb 2025 - 22:10 by admin	Revert ▼
28 Feb 2025 - 22:09 by admin	
28 Feb 2025 - 18:20 by admin	
28 Feb 2025 - 18:18 by admin	

Revision information

New revision

☒ Create new revision
Revisions are required.

Revision log message

Briefly describe the changes you have made

Current state: Draft

Change to ☒ Draft
☐ Published

[Save](#) [Preview](#) [Delete](#)

Very short demo

1. `drush -y si`
2. `drush -y en workspaces_ui`

(in 10.3, just `workspaces`)

If the demo fails: Enable the workspaces module

The screenshot displays the Adobe Experience Manager (AEM) workspace management interface. The top section, titled "Other workspaces:", shows a list of workspaces: "Image test" and "Stage". The "Current workspace:" section on the right shows "Live" as the active workspace, indicated by a green icon. Below this, a navigation bar contains various icons and labels: "Manage", "Shortcuts", "admin", "Go to", "Commerce inbox", "Announcements", and "Live" (highlighted with a red box). The bottom section, also titled "Other workspaces:", shows the same list of workspaces, but now "Live" is highlighted with a green icon and a "Manage workspace" link. A "Publish content" button is visible below the "Live" workspace. The bottom navigation bar is identical to the one above, with "Live" highlighted by a red box.

Other workspaces: [View all workspaces](#)

Current workspace: **Live**

Image test Stage

Manage Shortcuts admin Go to Commerce inbox Announcements **Live** Edit

Other workspaces: [View all workspaces](#)

Image test Live

Stage [Manage workspace](#)

[Publish content](#)

Manage Shortcuts admin Go to Commerce inbox Announcements **Stage** Edit

https://drupal11.Indo.site/node/2

Shortcuts admin Go to

Little custom header

View Edit

Home

What

I created this inside

https://drupal11.Indo.site/node/2

Shortcuts admin Go to Commerce inbox Announcements Stage

Hey I changed

Home **New link** 🔍 My account Lo

View Edit Delete Layout Revisions

Home

A staged title ☆

LB block



This is a layout builder inline block

Anything can be staged

+ Publish content

Workspace changes

1 taxonomy term, 2 content items

Title	Type	Last changed	Author	Operations
Thai green curry test two	Content: Recipe	Wed, 12 Mar 2025 - 22:11	Umami	<button>Edit</button> 
Changed the page name	Content: Recipe	Wed, 12 Mar 2025 -	Umami	<button>Edit</button> 
Desserts	Taxonomy			

Publish *Stage* workspace

There are 3 items that can be published from *Stage* to *Live*

- 1 taxonomy term
- 2 content items

Publish 3 items to Live

Cancel

How does it work?

Node 1	
Rev	Status
7	Latest
6	
5	Published

Block 2	
Rev	Status
14	Latest
13	Published
11	

Link 3	
Rev	Status
3	Latest
2	
1	Published



Stage Workspace		
Entity	Type	Revision
1	Node	7
2	Block	14
3	Link	3

Showing the changes - swap out the entity!

We swap a different revision from the negotiated Workspace!

```
function hook_entity_preload(array $ids, $entity_type_id) {  
    $entities = [];  
    foreach ($ids as $id) {  
        $entities[] = mymodule_swap_revision($id);  
    }  
    return $entities;  
}
```

Workspaces is
safe!

If a Workspace is
active, live
changes can't be
made

Protections on
forms and
entities

Basic site settings ☆

Settings

Translate system information



Error message

This form can only be submitted in the default workspace.

That's it

Really

I'm kidding

Going beyond Core

Contribs!

Core patches!

Experiments!



Workspaces Extra - drupal.org/project/wse

Is awesome:

- Open/Close status for Workspaces
- Rollback (Undo) a Publish
- Move or Discard changes
- UI improvements

Submodules:

- Workspaces Scheduler
- Workspaces Preview
- Workspaces Config

Schedule (WSE)

Pretty simple, you can also schedule your publications!

As long as cron is running on your site, just set it and forget it.

Provided by
`wse_scheduler`
module.

Edit workspace *April fool's release* ☆

[Manage](#)[Edit](#)[Delete](#)[Devel](#)**Label *****Owner**

The workspace owner.

Parent

The parent workspace.

Publish On

Define a date the workspace gets published on.

[Save](#)[Delete](#)

Previews (WSE)

Send an expiring link to any stakeholders to see the Workspace before publishing!

Uses a negotiator to activate the workspace from a link!

Behaves just like a regular site!

Preview link

Manage Edit Delete Preview link

Expiry time

8 hours


The time period should be specified as '8 hours', '1 day', '10 days, 12 hours', etc.

Redirect URL

/

An URL to redirect to when this preview is accessed.

Latest preview link

<https://drupal.lndo.site/en/workspace-preview/8hSL3zmWC6x41TeMKqQp36ElQZ0>

Generate

Delete one existing preview

So how does that work?

Negotiators determine what workspace to activate, based on the request.

Preview looks at a cookie and activates a workspace. Neat.

```
class TestWorkspaceNegotiator implements WorkspaceNegotiatorInterface, WorkspaceIdNegotiatorInterface {  
  
    /**  
     * Constructor.  
     */  
    public function __construct(  
        protected readonly RequestStack $requestStack  
    ) {}  
  
    public function applies(Request $request) {  
        return $request->cookies->has( key: 'devin_workspace');  
    }  
  
    public function getActiveWorkspaceId(Request $request): ?string {  
        return $request->cookies->get( key: 'devin_workspace');  
    }  
}
```

```
services:  
    custom.negotiator:  
        class: Drupal\custom\Negotiator\TestWorkspaceNegotiator  
        arguments:  
            - '@request_stack'  
        tags:  
            - { name: workspace_negotiator, priority: 150 }
```

Moderation

Uh oh

Marketing says:

“We need to make a dozen changes to our front matter.

We have a vendor who is really good at internet!

Can you give them admin access to the prod site?”



- First, say “no”
- Have them make edits on stage first
- Deal with all the same stage site issues
- Get approval (and someone with access) to make changes on production

Access

Out of the box!

1. Create user
2. Give permission “Bypass content entity access **in own workspace**”
3. Create workspace
4. Make owner of workspace
5. Let user wreak havoc in their own space


Edit workspace *Vendor* ☆

Manage Edit Delete Devel

Label *

Vendor

Owner

nobody (10) 

The workspace owner.

Vendor access

Search by keyword, ingredient, dish

Search

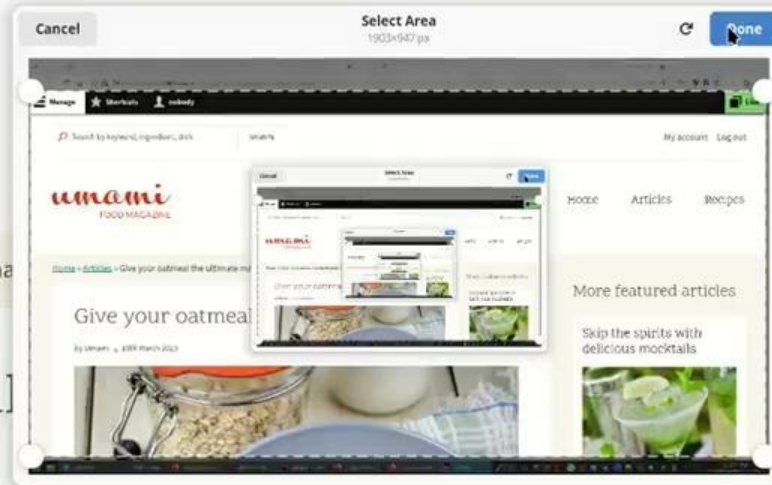
My account Log out



[Home](#) » [Articles](#) » Give your oatmeal the ultimate ma

Give your oatmeal

by Umami • 10th March 2025



Home

Articles

Recipes

More featured articles

Skip the spirits with
delicious mocktails



Content moderation

Wait...content moderation?

Yes, but!


We're using it to moderate items inside the workspace!

- Each item in a Workspace moderated
- Content moderation prevents publish of Workspace if any items are Draft

Mostly out of the box!

Core recommendation:



Add the state to the workspace changes list!

 **Error message**

The Stage workspace can not be published because it contains 3 items in an unpublished moderation state.

Workspace changes

3 content items

Title	Type	Last changed	Author	Operations
Some brownie	Content: Recipe	Thu, 13 Mar 2025 - 21:27	Umami	Edit 
woooo Let's hear it for car-rots	Content: Article	Thu, 13 Mar 2025 - 21:27	Umami	Edit 

Approvals

https://www.drupal.org/project/workspace_approval

Applies Workflow to a Workspace

Transition buttons we all know and love!

Vendor ☆

Manage

Edit

Delete

Preview link

Workspace approval

+ Switch to this workspace

+ Publish content

+ Submit for Review

State: Draft

+ Switch to this workspace

+ Publish content

+ Back to Draft

State: Ready for Review

Approving the vendor's work - just like Workflows!

Vendor

Manage

Edit

Delete

Preview
link

Workspace
approvals

Wo
wo

+ Add request

Request	Requester	Approver	Requested	Status	Operations
Vendor workspace go live	admin	Holly Foat	Thu, 13 Mar 2025 - 22:27	Pending	<div>Dismiss</div> <div>▼</div>
Vendor workspace go live	admin	Grace Hamilton	Thu, 13 Mar 2025 - 22:27	Pending	<div>Dismiss</div> <div>▼</div>


Let's get crazy - config staging with wse_config



This screenshot shows the top section of a web application. A dark navigation bar at the top contains links for 'Manage', 'Shortcuts', 'admin', and 'Go to', along with notification icons for 'Commerce inbox' and 'Announcements', and a 'Live' status indicator. Below the navigation bar is a purple header block with the text 'Little custom header block'. To the right of the header block are links for 'Home', a search icon, 'My account', and a partially visible 'Lo' link.

Manage Shortcuts admin Go to Commerce inbox Announcements Live

Little custom header block Home Search My account Lo



This screenshot shows the same web application interface but with a different header block. The navigation bar is identical. The header block is now blue and contains the text 'Hey I changed'. The links to the right of the header block are 'Home', 'New link', a search icon, 'My account', and a partially visible 'Lo' link.

Manage Shortcuts admin Go to Commerce inbox Announcements Stage

Hey I changed Home New link Search My account Lo

Config staging with wse_config

Workspace changes

1 workspace config, 1 custom menu link, 1 content block, 1 content item

Title	Type	Last changed
Block 1	Basic block	Mon, 3 Mar 2025 - 19:05
New link	Custom menu link	Mon, 3 Mar 2025 - 18:24
A staged title 2	Content: Basic page	Mon, 3 Mar 2025 - 19:37
olivero.settings	Workspace config	Wed, 12 Mar 2025 - 15:41

Ready for a brain melt?

Workspaces Core restrictions:

- A content item can only have changes in one Workspace
- Changes to live cannot happen when a change is staged in a Workspace

Core Patch/Module - Workspaces Parallel:

https://www.drupal.org/project/workspaces_parallel

Workspaces in parallel

Node 1		
Rev	Status	Workspace
22		A
21		A
20	Published	Live
19		B

Block 2		
Rev	Status	Workspace
17		B
16	Published	Live
15		A
14		Live

Node 3		
Rev	Status	Workspace
36	Published	Live
35		B
34		A
33		Live

Workspaces in parallel

Workspace A

Workspace B


Live

Node 1		
Rev	Status	Workspace
22	Latest	A
21		A
20	Published	Live
19	Latest	B

Block 2		
Rev	Status	Workspace
17	Latest	B
16	Published	Live
15	Latest	A
		Live

Node 3		
Rev	Status	Workspace
36	Latest, Published	Live
35	Latest	B
34	Latest	A
33		Live

???



Revision

Operations

Workspace

[12 Mar 2025 - 16:52](#) by [admin](#)

Workspace B

[12 Mar 2025 - 16:52](#) by [admin](#)

Current revision

[12 Mar 2025 - 16:52](#) by [admin](#)

Workspace B

[12 Mar 2025 - 16:52](#) by [admin](#)

[12 Mar 2025 - 16:52](#) by [admin](#)

Workspace A

Workspaces in parallel

Workspace A

Workspace B

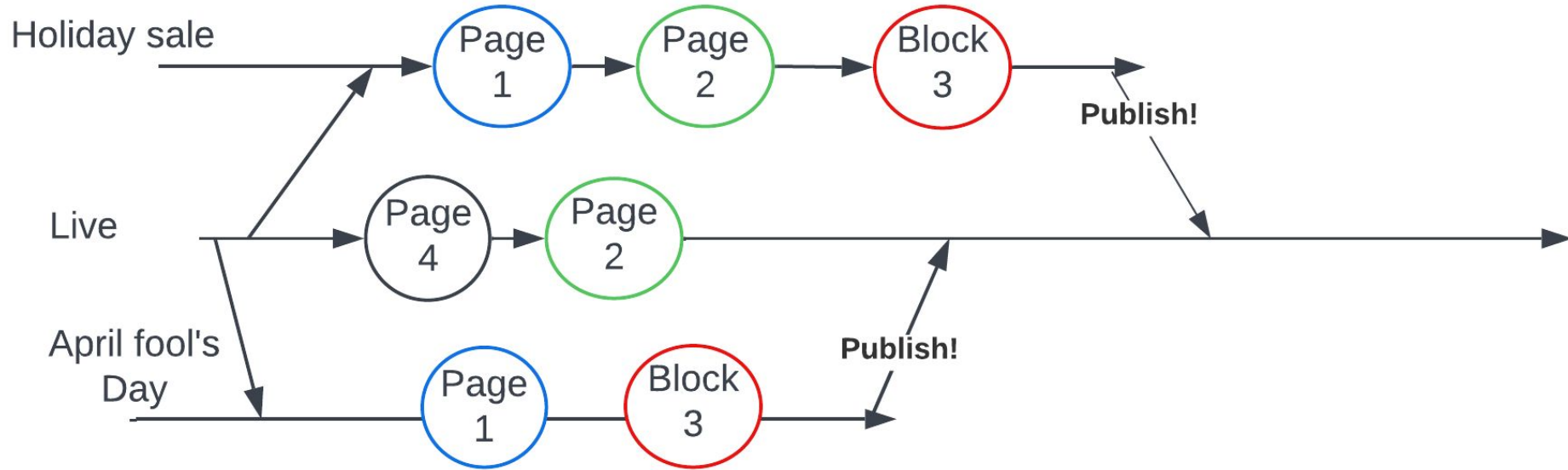
Live

Node 1		
Rev	Status	Workspace
23	Latest, Published	Live
22	Latest	A
21		A
19		B

Block 2		
Rev	Status	Workspace
18	Latest, Published	Live
17		B
16		Live
15	Latest	A

Node 3		
Rev	Status	Workspace
37	Latest, Published	Live
36	Latest, Published	Live
35		B
34	Latest	A

Practical usage



* Holiday sale will win out, and overwrite any changes from Live or April Fool's

Experience testing

You're being tested

Dependent on having an A/B testing tool, like Optimizely, Convert, Google Analytics etc.

Ideas for using Workspace as A/B testing:

- Moving a button, measure clicks
- Which frontpage gets the least bounces
- Which workspace has the least clicks on “support”

Remember previews?

```
document.cookie='wse_preview=JhkCEXEH8QFYL7ngrnS97xLfmqc;path=/`';
```

So remember workspace negotiators?

The preview link:

- Authorizes the request
- Sets the cookie `wse_preview` to `rnzT-lNm7gq_mlbkffAxxKJt-IM`
- Redirects

We can just set that cookie manually, and deliver a different version of the site.

Latest preview link

<https://drupal11.lndo.site/workspace-preview/JhkCEXEH8QFYL7ngrnS97xLfmqc>

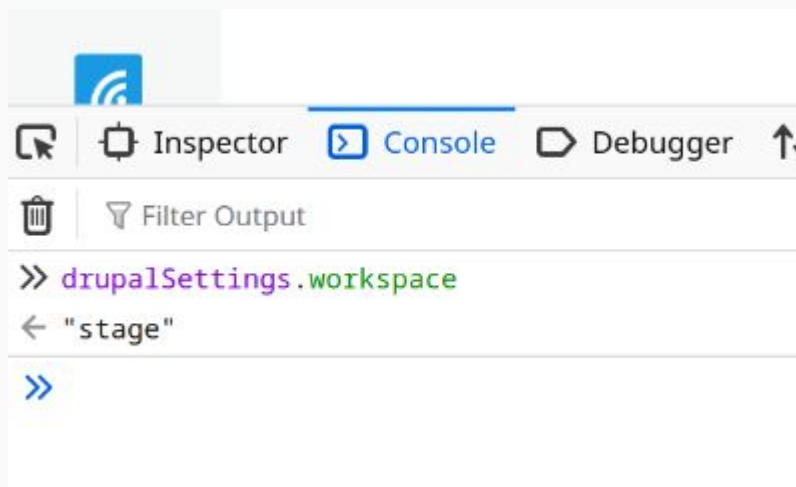


Workspaces datalayer

```
<?php

function custom_page_attachments(array &$attachments) {

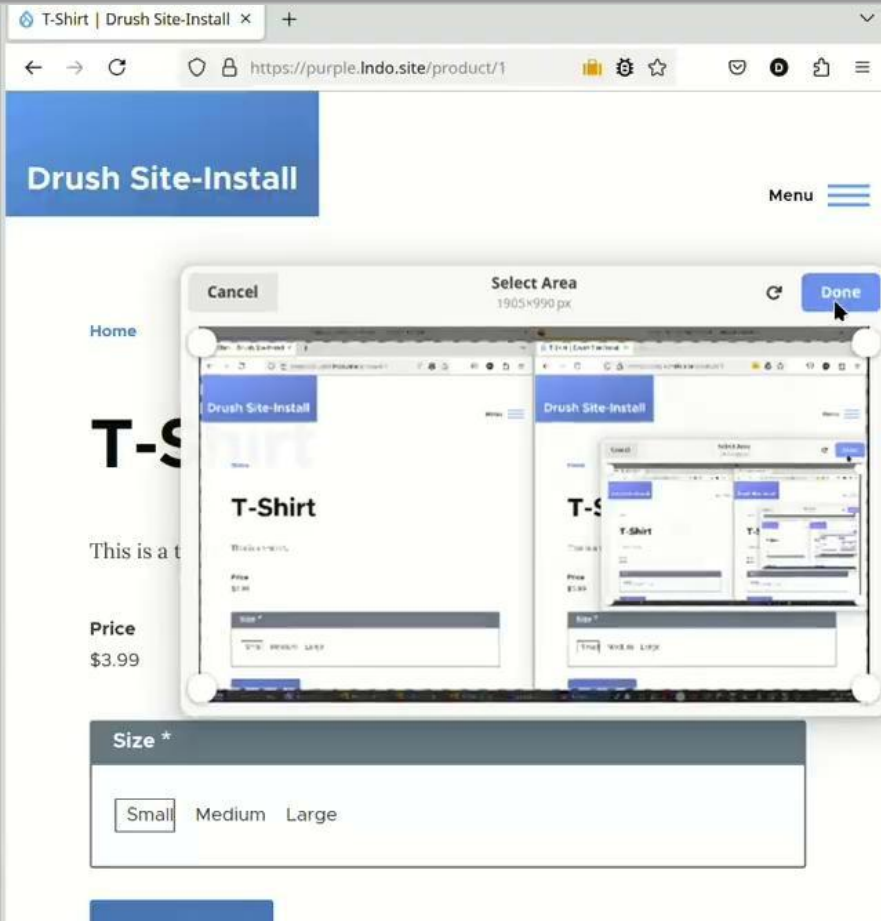
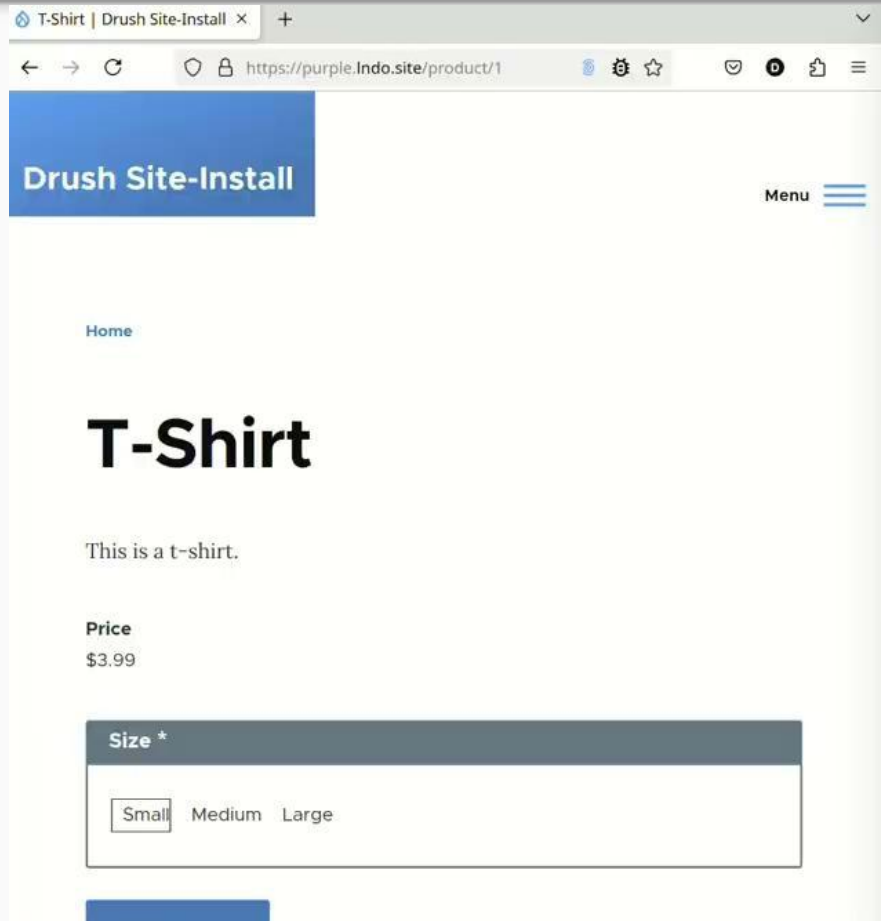
    $workspaceManager = \Drupal::service('workspaces.manager');
    if ($workspace = $workspaceManager->getActiveWorkspace()) {
        $attachments['#cache']['context'] = 'workspace';
        $attachments['#attached']['drupalSettings']['workspace'] = $workspace->id();
    }
}
```



Price experimentation

!!!

Workspaces with
Commerce



How...?

← → ↺ https://purple.Indo.site/proc ☆ 📧 📄 📁 📂 📅 📆 📇 📈 📉 📊 📋 📌 📍 📎 📏 📐 📑 📒 📓 📔 📕 📖 📗 📘 📙 📚 📛 📜 📝 📞 📟 📠 📡 📢 📣 📤 📥 📦 📧 📨 📩 📪 📫 📬 📭 📮 📯 📰 📱 📲 📳 📴 📵 📶 📷 📸 📹 📺 📻 📼 📽 📾 📿

Manage ☆ Shortcuts admin Go to Announcements Live Commerce inbox

T-Shirt variations ☆

Variations



+ Add variation

Show row weights

SKU	Title	Price	Status	Type	Operations
÷ S	Small	\$3.99	Published	Default	Edit ▼ 📄
÷ M	Medium	\$4.99	Published	Default	Edit ▼ 📄
÷ L	Large	\$5.99	Published	Default	Edit ▼ 📄

Save

← → ↺ https://purple.Indo.site/proc ☆ 📧 📄 📁 📂 📅 📆 📇 📈 📉 📊 📋 📌 📍 📎 📏 📐 📑 📒 📓 📔 📕 📖 📗 📘 📙 📚 📛 📜 📝 📞 📟 📠 📡 📢 📣 📤 📥 📦 📧 📨 📩 📪 📫 📬 📭 📮 📯 📰 📱 📲 📳 📴 📵 📶 📷 📸 📹 📺 📻 📼 📽 📾 📿

Manage ☆ Shortcuts admin Go to Announcements Stage Commerce inbox

T-Shirt variations ☆

Variations



+ Add variation

Show row weights

SKU	Title	Price	Status	Type	Operations
÷ S	Small	\$29.99	Published	Default	Edit ▼ 📄
÷ M	Medium	\$35.99	Published	Default	Edit ▼ 📄
÷ L	Large	\$44.99	Published	Default	Edit ▼ 📄

Save

Add revisions to Commerce

<https://www.drupal.org/project/commerce/issues/2656896>

Add revision support to products and product variations

View

Edit

View history

We removed revisions from products and product variations when it became obvious we'd need to rewrite all of the core revision (UI) code ourselves, and because syncing revisions between a product and variations would be difficult.

Since then several things have started happening:

- 1) The Entity API module has been created and is getting the generic revision code
- 2) Entity Reference Revisions is now a module that handles the syncing between nested entities.
- 3) Multiversion will allow revisionable entities to be deployed, etc.

In order to benefit from #3 we need to integrate #1 and #2. Marking as postponed so that

Needs work

Project: Commerce Core

Version: 3.0.x-dev

Component: Product

Priority: Normal

Category: Task

Assigned: Unassigned

Exclude from Workspaces

Some content, like cart items and orders, should not be staged in a workspace (they will throw errors otherwise).

Workspaces has an `IgnoredWorkspaceHandler` that must be set on **Order** and **OrderItem**

Can we wrap the above work into a module...?

Some forms also need to bypass Workspace logic, through Workspaces Extras configuration:

Add to cart form

Stepped checkout form

Workspace safe forms

```
commerce_order_item_add_to_cart_form_commerce_product_1  
commerce_checkout_flow_multistep_default
```

So what did we learn?

Client says: “We need to update all 42 pages of copy with new media.”

1. Do it live, in a workspace
2. Make changes
3. Show client preview
4. Approvals if necessary
5. Publish



Feedback

Things that are great

- No need to merge down for most callout fixes
- Ability to view a full set of changes, and not have to manually stage
- Significant reduction in UAT and final check time
- Workspace revert has saved time, cases of flash promotions
- A/B testing reduced complexity, dependency on using Javascript to change the page

Things to improve

- General complexity of managing 10+ workspaces, needs UI improvements (WSE doing some of this)
- Menu/Navigation staging is tricky
- Parallel workspaces often causes bleed, due to frequent context switching (tabs)
- More confirmations like "Save this change to the X Workspace?"
- Publishing is slow with 500+ items

Resources

Workspaces Extra

<https://drupal.org/project/wse>

Workspace Approval

https://www.drupal.org/project/workspace_approval

Commerce revisions

<https://www.drupal.org/project/commerce/issues/2656896>

Workspaces parallel

https://www.drupal.org/project/workspaces_parallel

Paragraphs Support

<https://www.drupal.org/project/paragraphs/issues/3431240>

Crop support

<https://www.drupal.org/project/crop/issues/3058224>

#workspaces on Drupal Slack

Thank you!

Questions?